

10
YEAR
LIMITED WARRANTY

**Peace
of mind**

made in italy

All of our Essential Porcelain splashbacks are covered by our 10 year limited warranty. Our splashbacks are the ultimate choice in style, durability and quality. For details please refer to our comprehensive warranty information at essentialporcelain.com.au/warranty



www.essentialporcelain.com.au

How It Works

It's as simple as 1,2,3! Follow the steps shown to order your porcelain splashback. If you need further assistance, speak to a team member at the Special Orders Desk In-Store.

1. Select The Porcelain Splashback You Want

View the exclusive range available in this brochure or online

2. Arrange A Measure & Quote For Your Porcelain Splashbacks At The Special Orders Desk

After you have selected the product you want, fill out the order form that can be found in this brochure to complete an estimate. Take your form to the Special Orders Desk to arrange a measure & quote.

3. Book Installation

Once your measure and quote is complete, return to the Special Orders desk to pay for your new porcelain splashback. The supplier will then call you to arrange your installation.

ESSENTIAL PORCELAIN™

www.essentialporcelain.com.au

made in italy



9 348531 005110



Custom Made & Installed Porcelain Splashbacks

ESSENTIAL PORCELAIN™


Available at
**BUNNINGS
warehouse**

Take This Brochure to the Special Orders Desk to place an order

1 RANGES AND COLOURS

Our range of Italian porcelain has been specially selected to suit your budget, style and space.

M Matte **P** Polished
Slab Dimensions 3200mm x 1600mm



Pietra **M**




Carbone **M**



Luna **M**



Eterna **M**



Grigio **M**



Biella **M**



Terra **M**




Oro **M**




Celeste **P M**



Perla **P M**



Fosca **M**



Nera **M**

THE FACTS

Make cooking and cleaning your new splashback a breeze with the latest generation Italian porcelain surfaces, found exclusively within the Essential range.

Utilizing the most advanced production technologies on the planet, that promises a practical, durable and ideal splashback surface for everyday usage, that will last a lifetime.

Featuring jumbo 3200mm x 1600mm sizing and a range of styles and finishes, there's an Essential Porcelain surface for every design and every kitchen space.

With a 10 year limited peace of mind warranty choosing your next splashback is easy with Essential Porcelain.

THE ADVANTAGES



NON-ABSORBENT



EASY TO CLEAN



SCRATCH RESISTANT



STAIN RESISTANT



CHEMICAL RESISTANCE



HYGIENIC



FROST RESISTANT



UV STABLE



GAS COOKTOP READY



ECOLOGIC



HEAT RESISTANT



HIGHLY DURABLE



2 CALCULATE AN ESTIMATE

Use our estimate guide to design your perfect kitchen.

- 1 Draw a sketch of your splashback area. Please mark rangehood and power points as per example below. Be sure to mark measurements in metres.
- 2 To calculate the square metre area (m²) of your splashback multiply length and width of the wall where your new splashback will be installed. Use the pricing table to calculate the price of your new splashback.
- 3 (Please note that measurements will be confirmed during your site assessment by your Essential Porcelain splashback installer.)

EXAMPLE ONLY

CALCULATE SQUARE METRE AREA (m2)

Splashback length A	=	3m
Wall height to rangehood B	=	0.7m
Total m2 (A x B)	=	2.1m²

- a) multiply square metre price by total m2 area.
 b) add items in pricing table to provide an estimate for your new Essential Porcelain splashback based on your measurements.

Max porcelain length is 3200mm. Cutouts must be 50mm from any edge. Minimum height is 30mm

EXAMPLE ONLY

RANGE	\$	sqm	=
Perla (Matt)	\$ 669	x 2.1m ²	= \$1,404.90
Perla (Polished)	\$ 709	x	=
EXTRA ITEMS	\$	ea	=
Power Point / Tap Hole	\$ 75	x 2	= \$ 150
Basic Cutout/Notch	\$ 54	x 2	= \$ 108
Site Assessment / Measure Porcelain Only	\$ 99	x 1	= \$ 99
Delivery & Installation	\$ 300.00	x 1	= \$ 300.00
TOTAL PRICE (incl. GST)			= \$ 2061.90

3 ARRANGE A SITE ASSESSMENT AND INSTALLATION

Use our estimate guide to design your perfect kitchen.

- 1 Once you have completed your estimate and you wish to proceed, make your payment of \$99 at your Bunnings Special Orders Desk to book in a site assessment by Essential Porcelain
- 2 Essential Porcelain will arrange a time suitable with you to complete the site assessment after which you will receive your exact measurements and quote
- 3 Once complete, confirm the final quote with your Bunnings Special Orders Team Member and if you are happy to proceed, make your final payment. Your custom Porcelain Splashback will be installed within 15 working days (metro locations only).

CALCULATE SQUARE METRE AREA (m2)

Splashback length A	=	
Wall height to rangehood B	=	
Total m2 (A x B)	=	

- a) multiply square metre price by total m2 area.
 b) add items in pricing table to provide an estimate for your new Essential Porcelain splashback based on your measurements.

Max porcelain length is 3200mm. Cutouts must be 50mm from any edge. Minimum height is 30mm

RANGE	\$	sqm	=
	\$	x	=
EXTRA ITEMS	\$	ea	=
Power Point / Tap Hole	\$ 75	x	=
Basic Cutout/Notch	\$ 54	x	=
Site Assessment / Measure Porcelain Only	\$ 99	x	=
Delivery & Installation	\$ 300.00	x	=
TOTAL PRICE (incl. GST)			=

